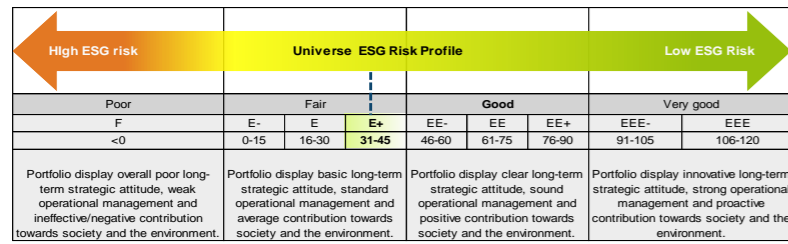


ESG CONTROVERSIES MONITOR

FUND - CORPORATE BOND

| | # | Weight |
|------------------------|------------|------------|
| Issuers (single names) | 198 | 24.5% |
| Out of Scope | 0 | 0.0% |
| ECPI Coverage | 183 | 23.6% |
| Not Covered | 15 | 0.9% |
| Coverage ratio | 92% | 96% |

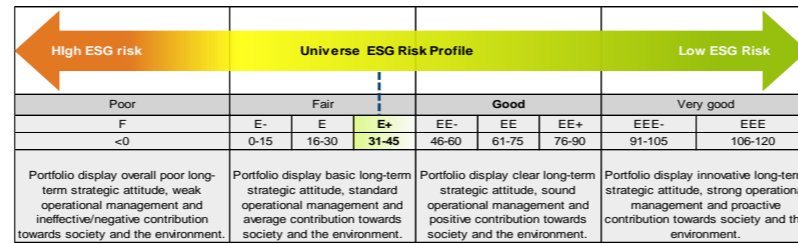
| ESG Score / Average Weighted Rating | ESG Rating | ESG Score |
|-------------------------------------|------------|-------------|
| | E+ | 32.6 |
| | Fair | |



BENCHMARK CORPORATE BOND

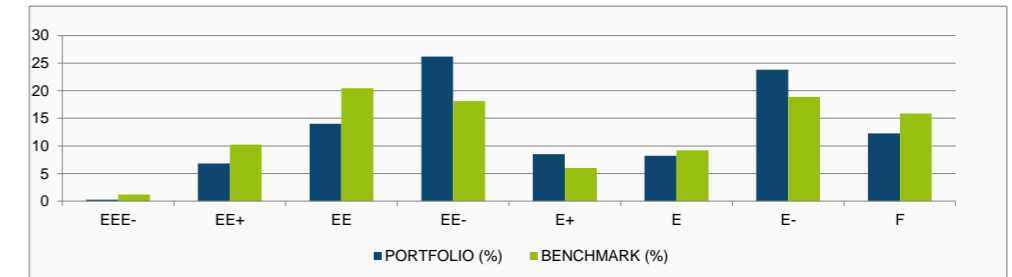
| | # | Weight |
|------------------------|-------------|-------------|
| Issuers (single names) | 654 | 100% |
| Out of Scope | 0 | 0% |
| ECPI Coverage | 654 | 100% |
| Not Covered | 0 | 0% |
| Coverage ratio | 100% | 100% |

| ESG Score / Average Weighted Rating | ESG Rating | ESG Score |
|-------------------------------------|------------|-------------|
| | E+ | 35.5 |
| | Fair | |



RATING DISTRIBUTION

| RATING | PORTFOLIO (%) | BENCHMARK (%) |
|---------------|---------------|---------------|
| EEE | 0 | 0 |
| EEE- | 0.3 | 1.22 |
| EE+ | 6.8 | 10.24 |
| EE | 14 | 20.44 |
| EE- | 26.2 | 18.13 |
| E+ | 8.5 | 5.98 |
| E | 8.2 | 9.20 |
| E- | 23.8 | 18.90 |
| F | 12.3 | 15.88 |
| Totale | 100 | 100 |



Top Rated Issuers

| Issuer | ISIN | Weight (%) | ESG Rating | ESG SCORE |
|------------------------------|--------------|-------------|------------|-----------|
| SCHNEIDER ELECTRIC SE | FR0012601367 | 0.29 | EEE- | 93 |
| ELECTRICITE DE FRANCE SA | FR0011401751 | 0.52 | EE+ | 85.5 |
| BANCO BILBAO VIZCAYA ARGEN | XS0926832907 | 0.46 | EE+ | 84 |
| MUENCHENER RUECKVERSICHERUNG | XS0764278528 | 0.11 | EE+ | 84 |
| CNH INDUSTRIAL NV | XS0604641034 | 1.28 | EE+ | 83 |
| ACCOR SA | FR0012949949 | 0.27 | EE+ | 82.5 |
| ALLIANZ SE | DE000A1YCQ29 | 0.23 | EE+ | 82 |
| KONINKLIJKE KPN NV | XS0903872355 | 0.62 | EE+ | 82 |
| CAP GEMINI SA | FR0012821932 | 0.24 | EE+ | 80 |
| TELECOM ITALIA SPA | XS0430578632 | 2.37 | EE+ | 78 |
| TOTAL | | 6.39 | | |

Top Rated Issuers

| Issuer | ISIN | Weight (%) | ESG Rating | ESG SCORE |
|------------------|--------------|-------------|------------|-----------|
| RED ELECTRICA FI | XS0619706657 | 0.06 | EEE- | 94 |
| SCHNEIDER ELEC | FR0010922534 | 0.28 | EEE- | 93 |
| Atlantia SpA | XS1528093799 | 0.53 | EEE- | 91 |
| EDP FINANCE BV | XS1558083652 | 0.35 | EEE- | 90.5 |
| BRITISH TELECOMM | XS1075430741 | 0.28 | EE+ | 89 |
| UNITED UTIL WAT | XS0210237011 | 0.03 | EE+ | 87.5 |
| VALEO SA | FR0013230943 | 0.11 | EE+ | 87 |
| TERNA SPA | XS0203712939 | 0.28 | EE+ | 86.5 |
| ELEC DE FRANCE | XS0162990229 | 1.50 | EE+ | 85.5 |
| RTE RESEAU DE TR | FR0010660043 | 0.43 | EE+ | 85.5 |
| TOTAL | | 3.85 | | |

